



SHIRLEY N. WEBER, Ph.D.

CALIFORNIA SECRETARY OF STATE

Elections Division | 1500 11th Street, 5th Floor | Sacramento, CA 95814
Tel 916.657.2166 | Fax 916.653.3214 | www.sos.ca.gov

December 2, 2022

County Clerk/Registrar of Voters (CC/ROV) Memorandum #22266

TO: All County Clerks/Registrars of Voters

FROM: /s/ Daneka Huynh
Language Access Coordinator

RE: Bilingual Poll Workers Survey and Reporting Instructions

Pursuant to Elections Code section 12303(c)(2)(A), please complete the attached survey related to your county's bilingual poll worker recruitment for the November 2022 General Election, including the number of bilingual poll workers recruited that are fluent in each language as described in the federal Voting Rights Act (VRA) Section 203 and Elections Code section 14201.

Please provide your responses to the survey to dhuynh@sos.ca.gov no later than December 30, 2022.

If you have any questions, please contact me at (916) 695-1557 or dhuynh@sos.ca.gov.





Instructions to Complete the Bilingual Poll Worker Survey

The Bilingual Poll Worker Recruitment Survey is designed to gather information about the practices and procedures counties use to recruit bilingual poll workers. Please use the electronic form to complete your response. This form will assist you in completing the survey quickly and easily. Please refer to the instructions below. If you have any questions regarding the survey, please contact Daneka Huynh at (916) 695-1557.

Page 1 – Language List

For the first page of the survey, please list all the languages that your county served through bilingual poll workers for the November 8, 2022,

General Election. After entering the language and the type of mandate in the appropriate boxes, the form will automatically fill in that information into the corresponding details section. For any sections that will not be used, "N/A" will be displayed. For most counties, there will be more details sections than languages your county serves. You do not need to complete the sections where the language is marked "N/A".

| 2022 November Bilingual Poll Worker Recruitment Survey | | | |
|--|--|--|---|
| County: | Select a County |  Use the drop down menu to select a county. | |
| Name of person this survey was completed by: | | | |
| Email address of person completing this survey: | |  Enter your contact information. | |
| <p>Please complete this survey regarding your recruitment of bilingual poll workers and language access services provided for the November 8, 2022, General Election. Start by entering the name of each language bilingual poll workers were recruited to serve. Then, fill out the details regarding that recruitment on the following pages. The name of the language will fill in automatically in the details section below. Finally, the last two pages allow for a description of additional language services other than bilingual poll workers or if you have more details to provide about your recruitment processes.</p> | | | |
| List of Languages Served | | | |
| # | Language Name | Type of Mandate | |
| 1) |  Enter the language(s). | Select a Mandate |  Use the drop down menu to select VRA, 14201 or other. |
| 2) | | Select a Mandate | |

Pages 2 to 7 – Language Service Details

These pages will ask for details regarding the registration of bilingual poll workers for each specific language. The language and type of mandate sections are automatically filled in based on the entries from page 1. There may be more pages than languages you serve. Please do not complete the sections where the language is marked "N/A".

| | | |
|---|---|-------------------|
| | Details of Bilingual Service Provided for: (N/A) | |
| | Type of Mandate: | Select a Mandate |
| # | Question | Number of Workers |
| 1 | Number of bilingual poll workers signed up for Election Day? | |
| 2 | Number of bilingual poll workers that served on Election Day? | |
| 3 | Number of bilingual Legal Permanent Residents signed up to volunteer? | |
| 4 | Number of bilingual student volunteers signed up? | |
| 5 | What type and how many other bilingual volunteers were signed up? | |
| | A | (Type value here) |
| | B | (Type value here) |
| | C | (Type value here) |

← These cells will automatically populate from the responses provided on page 1.

← Enter the number of workers who signed up and served in these cells.

← If other types of workers and/or volunteers signed up, please enter the type and number here.

Pages 8 to 9 – Alternative Solution and Other Details

These pages offer the opportunity to describe any alternative methods your county used to provide language services to voters. Please be as descriptive as possible. We are also requesting information about the number of these solutions deployed. For example, if your county used tablets with Facetime installed as an alternative service for polling places that did not have bilingual workers, please describe how many tablets were available to provide this service at each location. Finally, on page 10, we request for you to fill in any additional details about your recruitment of bilingual poll workers not captured in the earlier portions of this survey.

Thank you.

Attachments

2022 November Bilingual Poll Worker Recruitment Survey

2022 November Bilingual Poll Worker Recruitment Survey

County:

Name of person this survey was completed by:

Email address of person completing this survey:

Please complete this survey regarding your recruitment of bilingual poll workers and language access services provided for the November 8, 2022, General Election. Start by entering the name of each language bilingual poll workers were recruited to serve. Then, fill out the details regarding that recruitment on the following pages. The name of the language will fill in automatically in the details section below. Finally, the last two pages allow for a description of additional language services other than bilingual poll workers or if you have more details to provide about your recruitment processes.

List of Languages Served

| # | Language Name | Type of Mandate |
|-----|---------------|-----------------|
| 1) | | |
| 2) | | |
| 3) | | |
| 4) | | |
| 5) | | |
| 6) | | |
| 7) | | |
| 8) | | |
| 9) | | |
| 10) | | |
| 11) | | |
| 12) | | |

2022 November Bilingual Poll Worker Recruitment Survey

| | | | | | |
|----------------|---|--|--|-------------------|--|
| County: | | | | | |
| | Details of Bilingual Service Provided for: | | | | |
| | Type of Mandate: | | | | |
| # | Question | | | Number of Workers | |
| 1 | Number of bilingual poll workers signed up for Election Day? | | | | |
| 2 | Number of bilingual poll workers that served on Election Day? | | | | |
| 3 | Number of bilingual Legal Permanent Residents signed up to volunteer? | | | | |
| 4 | Number of bilingual student volunteers signed up? | | | | |
| 5 | What type and how many other bilingual volunteers were signed up? | | | | |
| | A | | | | |
| | B | | | | |
| | C | | | | |
| | Details of Bilingual Service Provided for: | | | | |
| | Type of Mandate: | | | | |
| # | Question | | | Number of Workers | |
| 1 | Number of bilingual poll workers signed up for Election Day? | | | | |
| 2 | Number of bilingual poll workers that served on Election Day? | | | | |
| 3 | Number of bilingual Legal Permanent Residents signed up to volunteer? | | | | |
| 4 | Number of bilingual student volunteers signed up? | | | | |
| 5 | What type and how many other bilingual volunteers were signed up? | | | | |
| | A | | | | |
| | B | | | | |
| | C | | | | |

2022 November Bilingual Poll Worker Recruitment Survey

County:

Details of Bilingual Service Provided for:

Type of Mandate

#

Question

Number of Workers

1

Number of bilingual poll workers signed up for Election Day?

2

Number of bilingual poll workers that served on Election Day?

3

Number of bilingual Legal Permanent Residents signed up to volunteer?

4

Number of bilingual student volunteers signed up?

5

What type and how many other bilingual volunteers were signed up?

A

B

C

Details of Bilingual Service Provided for:

Type of Mandate

#

Question

Number of Workers

1

Number of bilingual poll workers signed up for Election Day?

2

Number of bilingual poll workers that served on Election Day?

3

Number of bilingual Legal Permanent Residents signed up to volunteer?

4

Number of bilingual student volunteers signed up?

5

What type and how many other bilingual volunteers were signed up?

A

B

C

2022 November Bilingual Poll Worker Recruitment Survey

County:

Details of Bilingual Service Provided for:

Type of Mandate

#

Question

Number of Workers

1

Number of bilingual poll workers signed up for Election Day?

2

Number of bilingual poll workers that served on Election Day?

3

Number of bilingual Legal Permanent Residents signed up to volunteer?

4

Number of bilingual student volunteers signed up?

5

What type and how many other bilingual volunteers were signed up?

A

B

C

Details of Bilingual Service Provided for:

Type of Mandate

#

Question

Number of Workers

1

Number of bilingual poll workers signed up for Election Day?

2

Number of bilingual poll workers that served on Election Day?

3

Number of bilingual Legal Permanent Residents signed up to volunteer?

4

Number of bilingual student volunteers signed up?

5

What type and how many other bilingual volunteers were signed up?

A

B

C

2022 November Bilingual Poll Worker Recruitment Survey

County:

Details of Bilingual Service Provided for:

Type of Mandate:

#

Question

Number of Workers

1

Number of bilingual poll workers signed up for Election Day?

2

Number of bilingual poll workers that served on Election Day?

3

Number of bilingual Legal Permanent Residents signed up to volunteer?

4

Number of bilingual student volunteers signed up?

5

What type and how many other bilingual volunteers were signed up?

A

B

C

Details of Bilingual Service Provided for:

Type of Mandate:

#

Question

Number of Workers

1

Number of bilingual poll workers signed up for Election Day?

2

Number of bilingual poll workers that served on Election Day?

3

Number of bilingual Legal Permanent Residents signed up to volunteer?

4

Number of bilingual student volunteers signed up?

5

What type and how many other bilingual volunteers were signed up?

A

B

C

2022 November Bilingual Poll Worker Recruitment Survey

County:

Details of Bilingual Service Provided for:

Type of Mandate

#

Question

Number of Workers

1

Number of bilingual poll workers signed up for Election Day?

2

Number of bilingual poll workers that served on Election Day?

3

Number of bilingual Legal Permanent Residents signed up to volunteer?

4

Number of bilingual student volunteers signed up?

5

What type and how many other bilingual volunteers were signed up?

A

B

C

Details of Bilingual Service Provided for:

Type of Mandate

#

Question

Number of Workers

1

Number of bilingual poll workers signed up for Election Day?

2

Number of bilingual poll workers that served on Election Day?

3

Number of bilingual Legal Permanent Residents signed up to volunteer?

4

Number of bilingual student volunteers signed up?

5

What type and how many other bilingual volunteers were signed up?

A

B

C

2022 November Bilingual Poll Worker Recruitment Survey

| | | | | | |
|----------------|---|--|--|-------------------|--|
| County: | | | | | |
| | Details of Bilingual Service Provided for: | | | | |
| | Type of Mandate | | | | |
| # | Question | | | Number of Workers | |
| 1 | Number of bilingual poll workers signed up for Election Day? | | | | |
| 2 | Number of bilingual poll workers that served on Election Day? | | | | |
| 3 | Number of bilingual Legal Permanent Residents signed up to volunteer? | | | | |
| 4 | Number of bilingual student volunteers signed up? | | | | |
| 5 | What type and how many other bilingual volunteers were signed up? | | | | |
| | A | | | | |
| | B | | | | |
| | C | | | | |
| | Details of Bilingual Service Provided for: | | | | |
| | Type of Mandate | | | | |
| # | Question | | | Number of Workers | |
| 1 | Number of bilingual poll workers signed up for Election Day? | | | | |
| 2 | Number of bilingual poll workers that served on Election Day? | | | | |
| 3 | Number of bilingual Legal Permanent Residents signed up to volunteer? | | | | |
| 4 | Number of bilingual student volunteers signed up? | | | | |
| 5 | What type and how many other bilingual volunteers were signed up? | | | | |
| | A | | | | |
| | B | | | | |
| | C | | | | |

2022 November Bilingual Poll Worker Recruitment Survey

County:

Please provide details about any other language access services provided at voting locations including remote translations, 3-party telephonic translations, or others.

Languages Served using alternative methods

Description of each alternative method of language access service provided. Please include the reason this alternative method was selected.

Number of Pieces of Equipment Deployed and/or Number of People Providing Service

1

2

3

4

2022 November Bilingual Poll Worker Recruitment Survey

| | |
|---------|--|
| County: | |
|---------|--|

Please use this space to describe any additional details regarding your recruitment of bilingual poll workers or language services provided.